


MINUTES OF COUNTY FINANCES
TREASURER'S REPORT


IN THE MATTER OF COUNTY FINANCES
IN THE HANDS OF SHERRY RUSHING
TREASURER OF HARRISON COUNTY, TEXAS

COMMISSIONERS' COURT
HARRISON COUNTY, TEXAS
IN REGULAR SESSION
May 06, 2025

cs
MAY
6

IN ACCORDANCE with Section 114.026, Local Government Code, we, the undersigned, constituting the entire Commissioners Court of said County, certify that on the day of January 28, 2025 at the Regular term of Court, we compared and examined the report of Sherry Rushing, Treasurer of Harrison County, Texas, (containing the information required by Subsections (a) and (b) of such statute), for the period beginning March 01, 2025 and ending March 31, 2025 and found such report to be correct. Accordingly, we have entered in our minutes an order stating separately the amount received and paid from each fund since the Treasurer's proceeding report and any balance remaining in the Treasurer's custody. The Treasurer's accounts have been properly credited. The amount of cash and other assets in the custody of the Treasurer at the time of such examination was \$42,100,469.15.


Chad Sims, County Judge



William Hatfield, Commissioner Pct. 1


Zephaniah Timmins, Commission Pct. 2


Austin Koos, Commissioner Pct. 3


Jay Ebarb, Commissioner Pct. 4

SWORN TO AND SUBSCRIBED BEFORE ME, by Chad Sims, County Judge, and County Commissioners of said Harrison County, each respectively, on this the 6 day of May, A.D., 2025


Heather Henigan, County Clerk

EXHIBIT

MAY 06 2025

APPROVED ICy

TREASURER'S MONTHLY REPORT

FUND NAME	FUND NUMBER	MARCH 2025 BEGINNING	RECEIPTS	DISBURSEMENTS	MARCH 2025 CASH ENDING	INVESTMENTS	CASH PLUS INVESTMENTS
GENERAL MONEY MARKET	100	19,456,863.01	1,978,792.50	0.00	21,435,655.51	0.00	21,435,655.51
GENERAL	100	(8,818,689.53)	846,859.94	2,853,975.89	(10,825,805.48)	16,556,580.23	5,730,774.75
JURY	110	163,892.34	29,816.89	25,776.46	167,932.77	136,869.93	304,802.70
BAIL BOND	120	28,464.35	5.08	0.00	28,469.43	0.00	28,469.43
TAX DISPUTE	130	536.50	0.00	0.00	536.50	26,801.12	27,337.62
ROAD & BRIDGE	140	2,136,165.71	574,963.67	499,547.38	2,211,582.00	2,855,935.61	5,067,517.61
ROAD DAMAGE FUND	145	620,241.00	45,245.92	0.00	665,486.92	0.00	665,486.92
BAIL SURETY FUND	150	105,226.66	18.78	0.00	105,245.44	0.00	105,245.44
EMERGENCY OP. CTR.	180	5,333.18	0.00	0.00	5,333.18	461.72	5,794.90
ELECTION CONTRACTS	200	71,945.67	12.84	0.00	71,958.51	0.00	71,958.51
DRUG FORFEITURE	220	20,945.97	3,930.17	17.99	24,858.15	0.00	24,858.15
AIRPORT	240	700,741.56	23,802.64	6,873.97	717,670.23	50,745.59	768,415.82
VIT	260	115,261.59	20.66	56.40	115,225.85	60,370.04	175,595.89
YOUTH ENRICHMENT	270	92,576.28	9,394.44	43,482.83	58,487.89	0.00	58,487.89
CAPITAL MURDER	280	50,042.49	8.93	0.00	50,051.42	0.00	50,051.42
J P TECHNOLOGY	300	96,872.32	1,290.24	2,122.63	96,039.93	48,748.25	144,788.18
DIST CRT TECHNOLOGY	310	61,606.66	26.00	0.00	61,632.66	0.00	61,632.66
CO CRT TECHNOLOGY	320	11,189.23	113.85	0.00	11,303.08	0.00	11,303.08
CASE MANAGER FEE	330	31,306.07	1,584.91	1,946.64	30,944.34	0.00	30,944.34
LAW LIBRARY	410	(3,763.43)	3,325.00	4,708.51	(5,146.94)	37,515.98	32,369.04
JUVENILE SERVICES	450	1,796,986.70	221,013.59	135,375.10	1,882,625.19	690,970.29	2,573,595.48
JUVENILE GRANTS	460	118,041.25	108,501.79	75,471.51	151,071.53	0.00	151,071.53
COUNTY GRANTS	490	119,385.50	144,457.99	4,642.83	259,200.66	12,258.00	271,458.66
AM. RESCUE PLAN	495	708,238.79	126.39	0.00	708,365.18	0.00	708,365.18
RECORDS PRES.	500	272,885.12	15,595.07	0.00	288,480.19	5,762.95	294,243.14
CO. RECORDS PRES.	510	72,338.12	453.45	0.00	72,791.57	102,660.76	175,452.33
RECORDS ARCHIVES	511	695,096.92	13,219.00	2,125.84	706,190.08	81,055.90	787,245.98
VITAL ARCHIVES	512	33,692.32	345.07	0.00	34,037.39	0.00	34,037.39
DIST. CLK. REC MGM	513	10,807.05	266.35	0.00	11,073.40	11,596.89	22,670.29
DC PRES. HB 3637	514	139,933.55	2,324.49	5,000.00	137,258.04	0.00	137,258.04
CC PRES. HB 3637	515	69,863.13	647.58	0.00	70,510.71	0.00	70,510.71
ALTERNATIVE DISPUTE RES	540	9,884.23	1,802.09	0.00	11,686.32	0.00	11,686.32
SECURITY	550	70,765.77	3,345.74	13,966.81	60,144.70	0.00	60,144.70
SUB CRTHS SECURITY	551	48,985.11	398.53	0.00	49,383.64	0.00	49,383.64
CRT-INITD GUARDIANSHIP	560	74,783.01	503.43	0.00	75,286.44	0.00	75,286.44
CH & JAIL INT. & SINK.	610	0.29	0.00	0.00	0.29	0.01	0.30
ELEVATOR FUND	700	0.00	0.00	0.00	0.00	0.00	0.00
PERM. IMPROVEMENT	710	774,349.52	39,009.54	33,861.62	779,497.44	533,589.89	1,313,087.33
JAIL CONSTRUCTION	720	0.00	0.00	0.00	0.00	0.00	0.00
CRTHS. BUILDING	730	5,591.13	1.00	0.00	5,592.13	0.00	5,592.13
TOBACCO STLMT.	740	(55,723.53)	0.00	0.00	(55,723.53)	147,538.17	91,814.64
OPIOID SETTLEMENT	745	29,940.93	5.34	0.00	29,946.27	0.00	29,946.27
CH MAINTENANCE	750	47,886.32	8.50	0.00	47,894.82	0.00	47,894.82
OFFICIAL'S AGENCY	880	0.00	0.00	0.00	0.00	150,000.00	150,000.00
DIST. ATTY. SPECIAL	890	166,073.35	3,880.73	4,410.17	165,543.91	72,690.06	238,233.97
TOTALS		20,156,562.21	4,075,118.13	3,713,362.58	20,518,317.76	21,582,151.39	42,100,469.15


Sherry Rushing, County Treasurer